

Public Document Pack

Gareth Owens LL.B Barrister/Bargyfreithiwr
Head of Legal and Democratic Services
Pennaeth Gwasanaethau Cyfreithiol a Democraidd



To: Cllr Ian Roberts (Chairman)

CS/NG

Councillors: Marion Bateman, Amanda Bragg,
Adele Davies-Cooke, Ian Dunbar, Ron Hampson,
Stella Jones, Colin Legg, Phil Lightfoot,
Dave Mackie, Nancy Matthews, Ann Minshull,
Paul Shotton, Nigel Steele-Mortimer and
David Williams

25 March 2014

Maureen Potter 01352 702322
maureen.potter@flintshire.gov.uk

**David Hytch, Rita Price, Rebecca Stark,
Reverend John Thelwell and
Stephanie Williams**

Dear Sir / Madam

A meeting of the **LIFELONG LEARNING OVERVIEW & SCRUTINY COMMITTEE**
will be held in the **DELYN COMMITTEE ROOM, COUNTY HALL, MOLD CH7 6NA**
on **MONDAY, 31ST MARCH, 2014** at **10.00 AM** to consider the following items.

Yours faithfully

Democracy & Governance Manager

AGENDA

- 1 **APOLOGIES**
- 2 **DECLARATIONS OF INTEREST (INCLUDING WHIPPING DECLARATIONS)**
- 3 **TERM OF OFFICE OF CO-OPTER MEMBERS** (Pages 1 - 2)
Report of Member Engagement Manager -

County Hall, Mold. CH7 6NA
Tel. 01352 702400 DX 708591 Mold 4
www.flintshire.gov.uk
Neuadd y Sir, Yr Wyddgrug. CH7 6NR
Ffôn 01352 702400 DX 708591 Mold 4
www.siryfflint.gov.uk

The Council welcomes correspondence in Welsh or English
Mae'r Cyngor yn croesawau gohebiaeth yn y Cymraeg neu'r Saesneg

- 4 **PUPIL ATTAINMENT** (Pages 3 - 44)
Report of Director of Lifelong Learning

- 5 **INCIDENTS OF ARSON, VANDALISM AND BURGLARIES IN FLINTSHIRE SCHOOLS** (Pages 45 - 48)
Report of Director of Lifelong Learning

- 6 **REQUEST FROM A MEMBER** (Pages 49 - 52)
Report of Member Engagement Manager

- 7 **LIFELONG LEARNING FORWARD WORK PROGRAMME** (Pages 53 - 58)
Report of Housing and Learning Overview & Scrutiny Facilitator

REPORT TO: LIFELONG LEARNING OVERVIEW & SCRUTINY
COMMITTEE
DATE: 31st MARCH 2014
REPORT BY: MEMBER ENGAGEMENT MANAGER
SUBJECT: TERM OF OFFICE OF CO-OPTED MEMBERS

1.00 PURPOSE OF REPORT

1.01 To inform the committee that the terms of office of two of the statutory co-opted Members has expired and suggest an approach to ensure representation prior to an election being held.

2.00 BACKGROUND

2.01 The committee currently has five co-optees. Two are appointed to represent the diocesan authorities (Mrs Rita Price and the Reverend John Thelwell) and three are elected to represent parent governors. They are Mr David Hytch (the committee's vice-chair) Mrs Rebecca Stark and Mrs Stephanie Williams.

2.02 Following on from the recent election of Mrs Williams and work carried out for the report on a potential co-optee for Welsh medium education (also on the agenda at today's meeting) it transpired that the terms of office of Mr Hytch and Mrs Stark had expired on 1st March 2014.

3.00 CONSIDERATIONS

3.01 Colleagues within the Lifelong Learning Directorate have initiated the election of parent governors.

3.02 In the circumstances, it is suggested that the most appropriate way of dealing with this issue is for the committee to formally co-opt Mr Hytch and Mrs Stark until the results of the election of parent governor representatives is known. There is provision for this within section 76 of the Local Government (Wales) Measure 2011. This would ensure that the ability of the committee to conduct its business is not impaired.

3.03 For the time being, the co-optees would be able to retain their seats on the committee, with most arrangements remaining the same, apart from the loss of voting rights on education issues.

4.00 RECOMMENDATIONS

4.01 That the committee formally co-optee Mr David Hytch and Mrs Rebecca Stark until such time as the result of the parent governor representative elections are known.

5.00 FINANCIAL IMPLICATIONS

5.01 Co-optees to the committee are eligible to claim the co-optee's allowance of £99 per half day meeting and mileage allowance of 45 pence per mile.

6.00 ANTI POVERTY IMPACT

6.01 Not applicable.

7.00 ENVIRONMENTAL IMPACT

7.01 Not applicable

8.00 EQUALITIES IMPACT

8.01 Not applicable

9.00 PERSONNEL IMPLICATIONS

9.01 None

10.00 CONSULTATION REQUIRED

10.01 Not applicable

11.00 CONSULTATION UNDERTAKEN

11.01 Not applicable

12.00 APPENDICES

None.

LOCAL GOVERNMENT (ACCESS TO INFORMATION ACT) 1985 BACKGROUND DOCUMENTS

None.

Contact Officer: Robert Robins
Telephone: 01352 702320
Email: robert.robins@flintshire.gov.uk

FLINTSHIRE COUNTY COUNCIL

REPORT TO: **LIFELONG LEARNING OVERVIEW & SCRUTINY COMMITTEE**

DATE: **MONDAY, 31 MARCH 2014**

REPORT BY: **DIRECTOR OF LIFELONG LEARNING**

SUBJECT: **PUPIL ATTAINMENT**

1.00 PURPOSE OF REPORT

To provide Members with a summary of pupil attainment in statutory assessments across primary and secondary school phases for the school year 2012/2013

2.00 BACKGROUND

2.01 The Welsh Assembly Government has produced its annual set of results by Local Authority area, of pupil attainment at the end of Key Stages.

2.02 The pupil attainment information has been derived from statutory assessments administered by schools and from public examinations during the school year 2012/2013

2.03 School Improvement Officers will be presenting information on learner outcomes across each Key Stage at workshops for members to be held in March 2014. As data used in this report is final and validated it will replicate the data to be provided at these workshops.

2.04 The Standards Monitoring Group of Senior Officers and Members of LLOSC hold termly meetings to challenge school improvement progress in schools where the Authority identifies causes for concern from data or practice. These meetings also monitor the impact of agreed action plans in securing improvements for learners.

3.00 CONSIDERATIONS

3.01 Attached to this Report as Annex 1 is an analysis of pupil attainment in statutory assessment and public examinations in the academic year 2012/2013 for pupils in years 2, 6, 9 and 11 in Flintshire.

- 3.02 The Local Authority endeavours to secure high quality outcomes for learners. Welsh Government Statistical Bulletin “Achievement and Entitlement to Free School Meals in Wales, 2013” issued in January 2013 sets targets for performance across each Local Authority’s mainstream secondary schools based on the proportion of learners entitled to claim FSM. The targets set for Flintshire are amongst the highest and most challenging in Wales but outcomes were broadly in line with or above these targets. At Key Stage 3 the target was for 82% to achieve the Core Subject Indicator and the outcome was 81%. At Key Stage 4 one target was for the Average Capped Points Score to be 350 and the outcome was 349. The other Key Stage 4 target was in the Level 2 Threshold inclusive of English/Welsh and Mathematics. This is generally considered to be the key indicator of performance. The target here was 59% and the outcome for the 12 Flintshire High Schools was 65%. Outcomes in Flintshire were best in Wales in this indicator in 2013.
- 3.03 Appendix 1f provides analysis of trends in outcomes across the Key Stages.

4.00 RECOMMENDATIONS

- 4.01 That members receive the Report and note the attainment of Flintshire pupils for the year 2012/2013

5.00 FINANCIAL IMPLICATIONS

- 5.01 There are no financial implications as a consequence of this report.

6.00 ANTI POVERTY IMPACT

- 6.01 The Local Authority seeks to mitigate the impact of poverty through its Children and Young People’s Plan work programme.

Gathering on-entry data for children when they start school underpins the Local Authority’s procedures for setting targets for Foundation Phase pupils in Reception, Year 1 and Year 2. Whilst this is not statutory, it is essential that young learners who are not achieving at the age related norms benefit from an appropriately designed curriculum and suitable intervention strategies for their stage of development to ensure they make good progress and achieve the expected national benchmarks at the age of 7.

- 6.02 The on-entry profile also supports the high priority the Local Authority places on working with a range of other providers and partners through its Children and Young People’s Plan in supporting families and young children in order to give all learners the best possible chances of achieving their potential e.g. Flying Start, Early

Entitlement, Chatterbox, Families First and Family Learning.

6.03 Monitoring the on-entry data/Foundation Phase and Key Stage 2 outcomes over time will enable the Local Authority to measure the impact of these strategies on pupil attainment.

7.00 ENVIRONMENTAL IMPACT

7.01 None.

8.00 EQUALITIES IMPACT

8.01 The 2011 LAESCYP inspection recognised good practice in wellbeing and additional learning needs. This continues to be reflected in Flintshire's values, strategy, provision and outcomes.

9.00 PERSONNEL IMPLICATIONS

9.01 There are no personnel implications from this report.

10.00 CONSULTATION REQUIRED

10.01 Annual self-evaluation processes involve all key education stakeholders.

11.00 CONSULTATION UNDERTAKEN

11.01 None.

12.00 APPENDICES

12.01 Annex 1

- a. Foundation Phase Assessment Results in Wales 2013
- b. Key Stage 2 National Curriculum Assessment Results in Wales 2013
- c. Key Stage 3 National Curriculum Assessment Results in Wales 2013
- d. Key Stage 4 National Curriculum Assessment Results in Wales 2013
- e. Trends in outcomes at FP & Key Stage 2, 3 and 4
- f. Attendance and Exclusions in Flintshire Primary & Secondary Schools

**LOCAL GOVERNMENT (ACCESS TO INFORMATION ACT) 1985
BACKGROUND DOCUMENTS**

None

Contact Officer: Kevin Grandfield (Secondary)
Telephone: 01352 704018
Email: kevin.grandfield@flintshire.gov.uk

Contact Officer: Claire Homard (Primary)
Telephone: 01352 704019
Email: claire.homard@flintshire.gov.uk

Contact Officer: Jeanette Rock (Inclusion)
Telephone: 01352 704017
Email: jeanette.rock@flintshire.gov.uk

FLINTSHIRE COUNTY COUNCIL

Subject: Foundation Phase Teacher Assessment in Wales : 2013

Background Summary

- 1.1 The booklet – Statutory Assessment and Reporting Arrangements - for the school year 2012-2013 published by the Welsh Assembly Government, contained the information required by schools and LA's about statutory teacher assessment and reporting at Foundation Phase.
- 1.2 This school year 2012-2013 is the second year in which learners have been assessed against Foundation Phase Outcome Indicators.
- 1.3 All pupils in their final year of Foundation Phase in the school year 2012-2013 were assessed through teacher assessment in the core Foundation Phase Areas of Learning. These are Language, Literacy & Communication in English or Welsh (first language); Mathematical Development; and Personal and Social Development, Well-Being and Cultural Diversity. Science is no longer a core assessed area of the Foundation Phase. Most of the pupils will have been seven years of age and in Year 2.
- 1.4 The general expectation is that the majority of pupils at age seven (end of Foundation Phase) will attain at least Outcome 5 in the three core assessed areas. (This is roughly equivalent to Level 2 in the previous National Curriculum).
- 1.5 The teacher assessments for Foundation Phase were finalised before the end of the Summer Term 2013.
- 1.6 The 2013 national (All Wales) and LA results are available on www.wales.gov.uk/statistics the National Assembly's Website.
- 1.7 The aggregate data comprises the available results in the Foundation Phase Areas of Learning of Language, Literacy & Communication in English or Welsh (first language), Mathematical Development and Personal and Social Development, Well-Being and Cultural Diversity. Achieving at least Outcome 5 in each of these three areas is referred to as the Foundation Phase Indicator (FPI).
- 1.8 It is not possible to compare data between the assessed areas of Foundation Phase and the previous National Curriculum for Key Stage 1 that came to an end in 2011, as the curriculum structure and assessment models are entirely different.

1.9 Flintshire LA Summary Results by FP Area of Learning

Language, Literacy & Communication (English)

- 87.3% of pupils attained Outcome 5 or above in teacher assessment, an improvement of +5.3% on 2012.
- 87.3% is above the 2013 national average of 85.3% for Wales – a positive difference of 2.0%.
- Flintshire's LA ranked position in 2013 is 7th out of 22 LA's in Wales. This is a significant improvement on 2012 outcomes where Flintshire was ranked 14th.
- 34.2% of pupils achieved the higher Outcome 6, an improvement on 2012 of +6%.
- At 34.2% Flintshire's performance is higher than the Wales average of 29.5% for Outcome 6 – a difference of +4.7%

Language, Literacy & Communication (Welsh First Language)

- 84.4% of pupils attained Outcome 5 or above in teacher assessment, a slight improvement on the 2012 outcomes of 84.1%.
- 84.4% is below the 2013 national average for Wales of 86.7% - a difference of -2.3%.
- Flintshire's LA ranked position in 2011 is 17th out of 22 LA's in Wales, a drop of 2 places from 2012.
- 24.8% of pupils achieved the higher Outcome 6, the same as 2012.
- At 24.8% Flintshire's performance is below the national average of 29.3% for Outcome 6 – a difference of -4.5%.

Mathematical Development

- 89.0% of pupils attained Outcome 5 or above in teacher assessment, and improvement of +3.1% on 2012.
- 89% is the national average for Wales of 87.4% - a difference of +1.6%.
- Flintshire's LA ranked position in 2013 is 9th in Wales, an improvement on the 2012 ranked position of 15th.
- 34.6% of pupils achieved the higher Outcome 6, an improvement on 2012 of 7.3%.
- At 34.6% Flintshire's performance at Outcome 6 is higher than the Wales average of 28.2% - a difference of +6.4%.

Personal & Social Development, Well-Being & Cultural Diversity

- 94.3% of pupils attained Outcome 5 or above in teacher assessment, an improvement of +2.8% on 2012.
- 94.3 % is higher than the national average for Wales of 93.0% - a difference of +1.3%.
- Flintshire's LA ranked position is 8th out of 22 LA's in Wales, an improvement on the 2012 ranked position of 11th.

- 57.5% pupils achieved the higher Outcome 6, an improvement on 2012 of 14%.
- At 57.5% Flintshire's performance at Outcome 6 is higher than the Wales average of 45.9% - a difference of +11.6%.

Analysis of Results for Boys and Girls

The following table reflects the percentage of boys and girls attaining Outcome 5 or above in the Foundation Phase Areas of Learning assessed for 2013 in Flintshire and Wales.

**Foundation Phase
Gender Comparison 2013**

		2013		
		Girls	Boys	Diff
LCE	LA	91.0	83.7	7.3
	Wales	89.3	81.5	7.8
LCW	LA	92.6	76.7	15.9
	Wales	91.4	82.0	9.4
M.DEV	LA	90.6	87.5	3.1
	Wales	89.4	85.4	4.0
PSD	LA	97.2	91.4	5.8
	Wales	95.9	90.3	5.6
FPI	LA	88.8	80.0	8.8
	Wales	87.3	78.9	8.4

- Nationally in 2013 girls outperformed boys in all areas of learning in the Foundation Phase.
- The differential in FPI for girls and boys in Flintshire is 8.8%. This is slightly higher than the differential across Wales at 8.4% - a difference of 0.4%.
- Analysis of the Flintshire results supports the national trend that girls continue to out-perform boys in the core assessed Foundation Phase areas. The greatest differential between girls and boys in Flintshire, however, is in Welsh first language. The smallest difference in 2013 between girls and boys is in Mathematical Development.

1.10 Foundation Phase Indicator Results (FPI)

- To achieve the Foundation Phase Indicator a pupil has to achieve at least Outcome 5 in the three core assessed areas of Language, Literacy & Communication (English or Welsh first language), Mathematical Development and Personal & Social Development, Well-being & Cultural Diversity in combination.
- 84.4% of pupils in Flintshire in 2013 achieved the Foundation Phase Indicator.
- The performance of Flintshire schools is 1.4% above the 2013 national average for Wales of 83%. Flintshire's position is now 11th out of the 22 LA's, an improvement of 4 ranked places from 2012.

- The results at Outcome 5 and Outcome 6 (except for Welsh First Language) represent a real improvement on the data for 2012.

Report by C Homard, Primary Phase Officer

FLINTSHIRE COUNTY COUNCIL

Subject: Key Stage 2 National Curriculum Teacher Assessment in Wales : 2013

Background Summary

- 1.1 The booklet – Statutory Assessment Arrangements for the school year 2012-2013 published by the Welsh Assembly Government, contained the information required by schools and LA's about statutory teacher assessment and reporting at Key Stage 2.
- 1.2 All pupils in their final year of Key Stage 2 in the school year 2012/13 were assessed through teacher assessment in the core subjects of English and Welsh, Mathematics and Science. Most of the pupils will have been eleven years of age and in Year 6.
- 1.3 In deciding on a pupil's level of attainment at the end of the key stage, teachers judge which description 'best fits' the pupil's performance and draw upon evidence from practical and oral work, written work and any school-based assessments.
- 1.4 Schools are required to ensure that teacher assessment is based securely on a collective understanding of the standards set out in the level descriptions and this shared understanding should be achieved through internal standardisation and moderation.
- 1.5 From 2008/2009 primary and secondary schools have also been required to have in place effective arrangements for consortium group moderation of samples of learners' work in order to strengthen teacher assessment.
- 1.6 The teacher assessments for Key Stage 2 were finalised by the end of the Summer Term 2013.
- 1.7 The general expectation is that the majority of pupils at age eleven (end of Key Stage 2) will attain at least level 4 in each subject.
- 1.8 The 2013 national (All-Wales) and LA results are available on **www.wales.gov.uk/statistics**, the National Assembly's Website.
- 1.9 The aggregate data comprises the available results in the National Curriculum Subjects of English, Welsh (first language), Mathematics and Science.
- 1.10 The % of pupils achieving at least the expected level in all subjects and the Core Subject Indicator is higher in 2013 than in 2012 in Flintshire schools.

1.11 Flintshire LA Summary Results by Subject 2013

Analysis of the results illustrates the following indicators in terms of the percentage of pupils achieving level 4 or above:-

English

- 88.0% of pupils attained level 4 or above in teacher assessment which was an improvement on the 2012 performance of +4.2%.
- Outcomes in English were 2.6% above the LA target of 85.4%.
- Flintshire's performance in 2013 is 0.9% above the Welsh national average of 87.1%.
- Flintshire's LA ranked position in 2013 is 10th in Wales compared to 17th in 2012 – a rise of 7 places.
- Level 5 performance has risen again with 36.2% achieving level 5 in 2013, an improvement of 2.9% from 2012, and is 1.2% above the 2013 Wales average of 35.0%.

Welsh (First Language)

- These results are for the five Welsh Medium Schools in Flintshire; two of the five are small schools and one has a unit for pupils with learning difficulties.
- 90.1% of pupils attained level 4 or above in teacher assessment, which was an improvement of 11.2% on the performance in 2012.
- Outcomes in Welsh First Language were 3.6% above the LA Target of 86.5%.
- Flintshire's performance in 2013 is 3.4% above the national average of 86.7% for Wales.
- Flintshire LA ranked position in 2013 is 8th compared to 20th in 2012 – a significant improvement.
- Performance at Level 5 has improved in 2013 to 32.4%, an improvement of 1.3% from 2012 and is 2.5% above the 2013 Welsh average of 29.9%.

Mathematics

- 88.2% of pupils attained level 4 or above in teacher assessment , an improvement of 1.9% on the performance in 2012.
- Outcomes in Maths were 2.2% above the LA Target of 86%.
- Flintshire's performance is 0.7% above the national average of 87.5% for Wales.
- Flintshire's ranked position in 2013 is 10th out of 22 LA's in Wales compared to 16th in 2012.
- Performance at level 5 has continued to rise with 38.3% achieving level 5, an improvement of 4.4% from 2012, which is 3.1% above the 2013 Wales average of 35.2%.

Science

- 90.1% of pupils attained level 4 or above in teacher assessment which was an increase of 2.3% on the 2012 performance.
- Outcomes in Science were 2.8% above the LA target of 87.3%.
- Flintshire's performance is 0.4% above the national average of 89.7%.
- Flintshire's LA ranked position is 14th out of the 22 LAs compared to 16th in 2012.

- Level 5 performance has continued to rise with 40.5% achieving Level 5, an improvement of 4.1% on 2012 and is 4.5% above the 2013 Wales average of 36.0%.

1.13 Analysis of Results for Boys and Girls

The following table reflects the percentage of boys and girls in Flintshire and Wales attaining level 4 or above in the core subjects assessed for 2012 and 2013.

KS2 Gender Comparison 2012-13

		2012			2013		
		Girls	Boys	Diff	Girls	Boys	Diff
ENGLISH	LA	88.03	79.59	8.44	90.6	85.5	5.1
	Wales	89.20	81.39	7.81	90.8	83.7	7.1
WELSH	LA	85.19	69.44	15.75	92.9	86.2	6.7
	Wales	88.41	79.46	8.95	91.1	82.5	8.6
MATHS	LA	87.79	84.81	2.98	89.0	87.5	1.5
	Wales	88.37	85.25	3.10	89.3	85.8	3.5
SCIENCE	LA	89.99	85.66	4.33	91.2	88.9	2.3
	Wales	90.60	86.58	4.02	91.8	87.8	4.0
CSI	LA	84.98	77.64	7.34	87.0	83.0	4.0
	Wales	85.99	79.36	6.63	87.5	81.4	6.1

- Nationally girls continue to outperform boys in all subjects.
- Analysis of the Flintshire results supports the national trend that girls continue to outperform boys in all subjects.
- The gap between boys and girls performance in Flintshire in all subject areas has been narrowed between 2012 and 2013.
- The gap between boys and girls performance in all subject areas in Flintshire is narrower than the gap across Wales in all subjects in 2013.

1.14 Core Subject Indicator Results

- To achieve the Core Subject Indicator a pupil has to achieve at least Level 4 in the core subjects of English or Welsh (first language), Mathematics and Science in combination.
- 85.0% of pupils in Flintshire in 2013 achieved the Core Subject Indicator in teacher assessment compared to 81.3% in 2012, an improvement of +3.7%.
- The performance of Flintshire schools at 85.0 % is above the 2013 national average of 84.3%.
- Flintshire's position in 2013 is 12th out of 22 LA's in Wales compared to 16th in 2012.
- The CSI of 85.0% was 3.4% above the LA target of 81.6% for 2013.

Report by C Homard, Primary Phase Officer

This page is intentionally left blank

Flintshire County Council

Key Stage 3 National Curriculum Assessment Results in Wales: 2013

Background Summary

- 1.1 The National Assembly for Wales Statistical First Releases “End of Foundation Phase Outcomes and National Curriculum Teacher Assessment of Core Subjects at Key Stages 2 and 3” and “National Curriculum teacher assessments of non-core subjects: Wales 2013”, published in August 2013 provide final information on the achievements of 14 year olds in the National Curriculum Assessments in Wales in 2013.
- 1.2 The information provided relates to assessments of pupils in their final year of Key Stage 3 (Year 9) during 2012-13. Results for individual students are aggregated in the Statistical Releases by Local Authority areas and Wales. Individual schools receive analysis of their aggregated outcomes set in context of schools in similar statistical circumstances to themselves in their “Core Data Pack”.
- 1.3 Key Stage 3 tests are no longer available to schools. Comparative data now only includes that resulting from teacher assessment. For 14 year olds (Key Stage 3) the general expectation is the majority of pupils will attain at least level 5 in each subject.
- 1.4 The aggregate data were derived from the results of teacher assessment administered by schools and submitted during the Summer Term 2013. The core National Curriculum subjects are English, Welsh (first language), Mathematics and Science. To achieve the Core Subject Indicator (CSI) a pupil must have an assessment that they are working at or above Level 5 in each of the core areas, Mathematics, English or Welsh first language, and Science.
- 1.5 Non core subjects include Art, Technology, Geography, History, ICT, Modern Foreign Language, Music, Physical Education and Welsh Second Language.
- 1.6 The data makes it possible to identify how Flintshire outcomes compare to those of other Authorities in Wales. Based on Free School Meals data, Flintshire would be expected to be in sixth position in the ranking of performance.
- 1.7 **LA SUMMARY RESULTS – CORE SUBJECTS**
Analysis of the results illustrates the following indicators in terms of the percentage of pupils achieving level 5 or above in the core subjects:-

English

- 85.8% of pupils attained level 5 or above in teacher assessment in 2013. This is 2.9% above the all Wales level of 82.9%. In 2012 the

Flintshire figure was 83.1% compared to 79.3% of pupils across Wales. Flintshire ranked seventh of twenty two authority areas in this subject in 2013.

Welsh (First Language)

- The All Wales results were 87.6% at Level 5 or above for Teacher Assessment in 2013 and the Flintshire figure was 67.7%. Numbers in Flintshire are naturally small and represent only one school. This school often also has a much higher population of “learners” (who transfer from English medium schools into year 7) than other Welsh medium schools. 67.9% of Flintshire pupils who undertook assessment in Welsh (First Language) scored Level 5 or above in Teacher Assessment in 2012.

Mathematics

- 86.5% of pupils attained level 5 or above in teacher assessment in 2013. This is 2.6% above All Wales level of 83.9%. In 2012 the Flintshire figure was 83.9% compared to 81.1% of pupils across Wales. Flintshire ranked seventh of twenty two authority areas in this subject in 2013.

Science

- 89.7% of pupils attained level 5 or above in teacher assessment in 2013, which is 2.7% above the All Wales level of 87.0%. In 2012 the Flintshire figure was 87.3% compared to 83.6% of pupils across Wales. Flintshire ranked seventh of twenty two authority areas in this subject in 2013.

1.8 Core Subject Indicator (CSI) Results

- To achieve the Core Subject Indicator (CSI) a pupil has to achieve at least a Level 5 in each of the core subjects.
- 80.0% of Flintshire pupils achieved the Core Subject Indicator in 2013. This is 3.0% above the average of 77.0% for Wales. In 2012 the Flintshire figure was 76.0% with Wales at 72.5%. Flintshire ranked eighth of twenty two authority areas in this indicator in 2013.

1.9 Analysis of Results for Girls and Boys

- In English, where the gender gap is usually the greatest, girls continue to perform significantly better than the boys. In Flintshire, where the boys again showed improved performance, the gap favoured the girls by 11.9% in 2013, wider than the 8.6% gap in 2012. This compares to a gender gap in performance of 11.8% across Wales.
- In Mathematics, the gap in performance is much less marked generally and girls scored better than boys by just 3.1% in Flintshire, whereas in Wales as a whole, girls scored better than boys by 4.7%. In 2012 girls performance was 0.8% higher than the boys in Flintshire.
- In Science, girls out performed boys by 4.3% in Flintshire, whereas in Wales as a whole girls scored better than boys by 6.1%. In 2012 girls performance was 4.0% higher than the boys in Flintshire.

- The following table reflects the percentage of boys and girls attaining level 5 or above in 2013 and 2012.

	BOYS		GIRLS		DIFFERENCE	
	% 2013	% 2012	% 2013	% 2012	% 2013	% 2012
English Teacher Assessment	80.1	78.9	92.0	87.5	11.9	8.6
Mathematics Teacher Assessment	85.0	83.5	88.1	84.3	3.1	0.8
Science Teacher Assessment	87.7	85.3	92.0	89.3	4.3	4.0

2.0 Value Added

- Welsh Government now provides a KS3 Value Added Summary for Key Stage 3 Teacher Assessments matched to prior attainment at Key Stage 2. Model 1 is measured only against each pupil's prior attainment. Model 2 also includes a range of pupil and school context indicators. Value added is shown as a percentage and measured in quartiles, with quartile 1 indicating the best performance. An S next to the indicator denotes a "significant" value.

Outcomes	Value Added Model 1 (2013)	Value Added Model 1 (2012)	Value Added Model 2 (2013)	Value Added Model 2 (2012)
Core Subject Indicator	2.3% (1) S	2.8% (2) S	0.2% (3)	0.3% (3)
English (Level 5 or above)	2.3% (1) S	3.0% (1) S	0.7% (2)	1.0% (2)
Welsh First Language (Level 5 or above)	-18.6 (4) S	-16.9% (4)S	-18.1(4)S	-14.2% (4)S
Mathematics (Level 5 or above)	1.9% (1) S	2.5% (2) S	0.5% (2)	0.8% (2)
Science (Level 5 or above)	2.0% (1) S	3.0% (1) S	0.8% (2)	1.1% (1)

2.1 Non-core Teacher Assessment results for all pupils: 2013

- The following table indicates the percentage of pupils achieving level 5 or above in teacher assessment of non-core subjects in 2013 and 2012. Additionally, the position Flintshire ranks in relation to the

twenty two authority areas in Wales in 2013 is shown. Based on Free School Meals indicators Flintshire would be expected to rank sixth.

Subject	Flintshire 2013	Wales 2013	Ranking 2013	Flintshire 2012	Wales 2012
Art	94.2%	88.5%	=1 st	92.4%	85.5%
Design & Technology	92.5%	88.1%	5 th	91.3%	84.6%
Geography	89.4%	84.6%	4 th	88.0%	81.0%
History	89.0%	84.8%	7 th	89.0%	81.2%
Information Technology	92.8%	89.0%	6 th	91.5%	86.2%
Modern Foreign Language	79.6%	78.1%	11 th	79.9%	74.5%
Music	89.7%	87.2%	6 th	89.3%	83.6%
Physical Education	87.6%	86.1%	9 th	85.6%	82.2%
Welsh 2 nd Language	74.3%	73.3%	11 th	71.8%	68.2%

Flintshire County Council

Key Stage 4 National Curriculum Assessment Results in Wales: 2013

Background Summary

- 1.1 The National Assembly for Wales issue comparative data for Key Stage 4 much later than for the earlier Key Stages. The report “Examination Results in Wales 2012/13” was issued in December 2013.
- 1.2 Statistics include results of external examinations taken by pupils in their final year of compulsory education. These are the group of pupils aged 15 at the beginning of the academic year, in schools in Wales. The report allows for a ranking of outcomes by Local Authority area. Based on Free School Meals analysis, Flintshire should rank sixth in this list.
- 1.3 Schools receive individual analysis of the results of their pupils in their “SSSP” form. The SSSP reports on performance including the Level 1 and Level 2 Thresholds, achieved by learners who get 5A*-G grades and 5A*-C grades or the vocational course equivalent, but including a wider range of alternative qualifications than were counted in the past. This form also provides information on the performance of pupils in the Local Authority area and across Wales. In December schools received a “Core Data Pack” which helps analyse performance set against schools in similar circumstances.
- 1.4 LA SUMMARY RESULTS: GCSE/GNVQ

Key Indicators of performance at GCSE and equivalent qualifications show:

Proportion of pupils who achieved the Core Subject Indicator, i.e. achieved an A* to C grade in English or Welsh first Language, Mathematics and Science:

2013	Flintshire 59.0%	Wales 49.2%
2012	Flintshire 57.6%	Wales 48.9%

Flintshire ranked second of the twenty two Local Authority areas for this indicator in 2013.

Proportion of pupils who achieved the Level 2 Threshold

2013	Flintshire 79.6%	Wales 77.8%
2012	Flintshire 77.3%	Wales 72.6%

Flintshire ranked tenth of the twenty two Local Authority areas for this indicator in 2013.

Proportion of pupils who achieved the Level 2 threshold including a GCSE pass in English or Welsh first language and mathematics.

2013 **Flintshire 62.2%** **Wales 52.7%**

2012 Flintshire 59.6% Wales 51.1%

Flintshire ranked first of the twenty two Local Authority areas for this indicator in 2013.

Proportion of pupils who achieved the Level 1 Threshold.

2013 **Flintshire 94.3%** **Wales 93.2%**

2012 Flintshire 95.6% Wales 91.8%

Flintshire ranked ninth of the twenty two Local Authority areas for this indicator in 2013.

Average wider points score per pupil:

2013 Flintshire 527 Wales 501

2012 **Flintshire 509** **Wales 465**

Flintshire ranked eighth of the twenty two Local Authority areas for this indicator in 2013.

Average capped wider points score per pupil (calculated using the best 8 results for each pupil):

2013 **Flintshire 337.1** **Wales 331.1**

2012 Flintshire 336.8 Wales 323.5

Flintshire ranked eleventh of the twenty two Local Authority areas for this indicator in 2013

The curriculum offered to learners effects outcomes in the indicators for Level 2 Threshold and wider points score more significantly than in the Core Subject Indicator or the Level 2 Threshold including Mathematics and English or Welsh First Language. In particular, the Welsh Baccalaureate Qualification (WBQ) has a major effect on the wider points indicator. Only one Flintshire school completed the WBQ in 2011 whereas eleven schools had learners completing the WBQ in 2013.

1.5 **Value Added**

Welsh Government now provides a KS4 Value Added Summary for Key Stage 4 outcomes matched to prior attainment at Key Stage 2. Model 1 is measured only against each pupil's prior attainment. Model 2 also includes a range of pupil and school context indicators. Value added is shown as a percentage and measured in quartiles, with quartile 1 indicating the best performance. An S next to the indicator denotes a "significant" value.

Outcomes	Value Added Model 1 2013	Value Added Model 1 2012	Value Added Model 2 2013	Value Added Model 2 2012
Core Subject Indicator	7.4% (1) S	8.3% (1) S	4.5% (1) S	3.7% (1) S
Level 2 Threshold	0.0% (3)	3.3% (2) S	-0.9% (3)	0.2% (2)
Level 2 Threshold inc. English/Welsh & Maths	7.5% (1) S	8.5% (1) S	4.6% (1) S	3.9% (1) S
Level 1 Threshold	-0.2% (3)	1.6% (1) S	0.8% (2)	0.6% (1)
Wider Points Score	12.7 (2) S	32.9 (2) S	9.2 (2) S	20.5(2) S
Capped Points Score	-1.3 (3)	7.0 (2) S	-1.0 (3)	2.7 (2)

1.6 Analysis of Results for Girls and Boys

- The following table reflects the percentage of Flintshire boys and girls achieving the key indicators in 2013 and 2012.

	BOYS		GIRLS		DIFFERENCE	
	% 2013	% 2012	% 2013	% 2012	% 2013	% 2012
Level 2 Threshold	75	74	84	80	9	6
Level 2 Threshold inc English/Welsh and Maths	57	55	67	64	10	9
Level 1 Threshold	93	95	96	96	3	1
Core Subject Indicator	54	54	64	62	10	9
Average capped wider points score	325	327	349	347	24	20

- Although girls do better, performance of boys in Flintshire still compares well to Wales in 2013, with 54% of Flintshire boys achieving the CSI compared to 46% across Wales. Flintshire boys therefore performed 8% better than Wales on this indicator, as did Flintshire girls, with 64% compared to Wales girls at 53%.

1.7 Results in Core Subjects

English/Welsh First Language

73% of pupils in Flintshire achieved an A* to C grade in English/Welsh in 2013. This compared to 64% for Wales as a whole. In 2012 the Flintshire figure was 69% and Wales 62%.

The average points per pupil score in English/Welsh in Flintshire was 40 in 2013, compared to 38 across Wales. This is a new piece of data.

Mathematics

68% of pupils in Flintshire achieved an A* to C grade in Mathematics in 2013. This compared to 60% for Wales as a whole. In 2012 the Flintshire figure was 69% and Wales 58%.

The average points per pupil score in Mathematics in Flintshire was 38 in 2013, compared to 36 across Wales. This is a new piece of data.

Science

76% of pupils in Flintshire achieved an A* to C grade in Science in 2013. This compared to 72% for Wales as a whole. In 2012 the Flintshire figure was 76% and Wales 71%.

The average points per pupil score in English/Welsh in Flintshire was 40 in 2013, compared to 38 across Wales. This is a new piece of data.

1.8 School banding

School banding combines the Level 2 Threshold including English/Welsh First Language and Mathematics, Capped Point Score, English/Welsh First Language, Mathematics and Attendance, with a set of analysis based on raw performance, performance against Free School Meals (FSM), progress over 2/3 years and contextual value added. Schools are put into quartiles for each of 12 indicators. The quartile positions are then summed to give the school an overall score and that score is used to identify the band the school is placed in.

The schools considered to have the best overall performance are those in Band 1. Schools with the weakest performance are in Band 5.

The Flintshire profile for 2013 (2012 in brackets) is:

- Band 1 – two schools (three schools)
- Band 2 – six schools (three schools)
- Band 3 – two schools (three schools)
- Band 4 – two schools (three schools)
- Band 5 – no schools (no schools)

Trends in Outcomes at FP, KS2, KS3 and KS4

Information for Scrutiny Committee. Spring 2014
Annex 1e



Foundation Phase Data 2013 (2012)

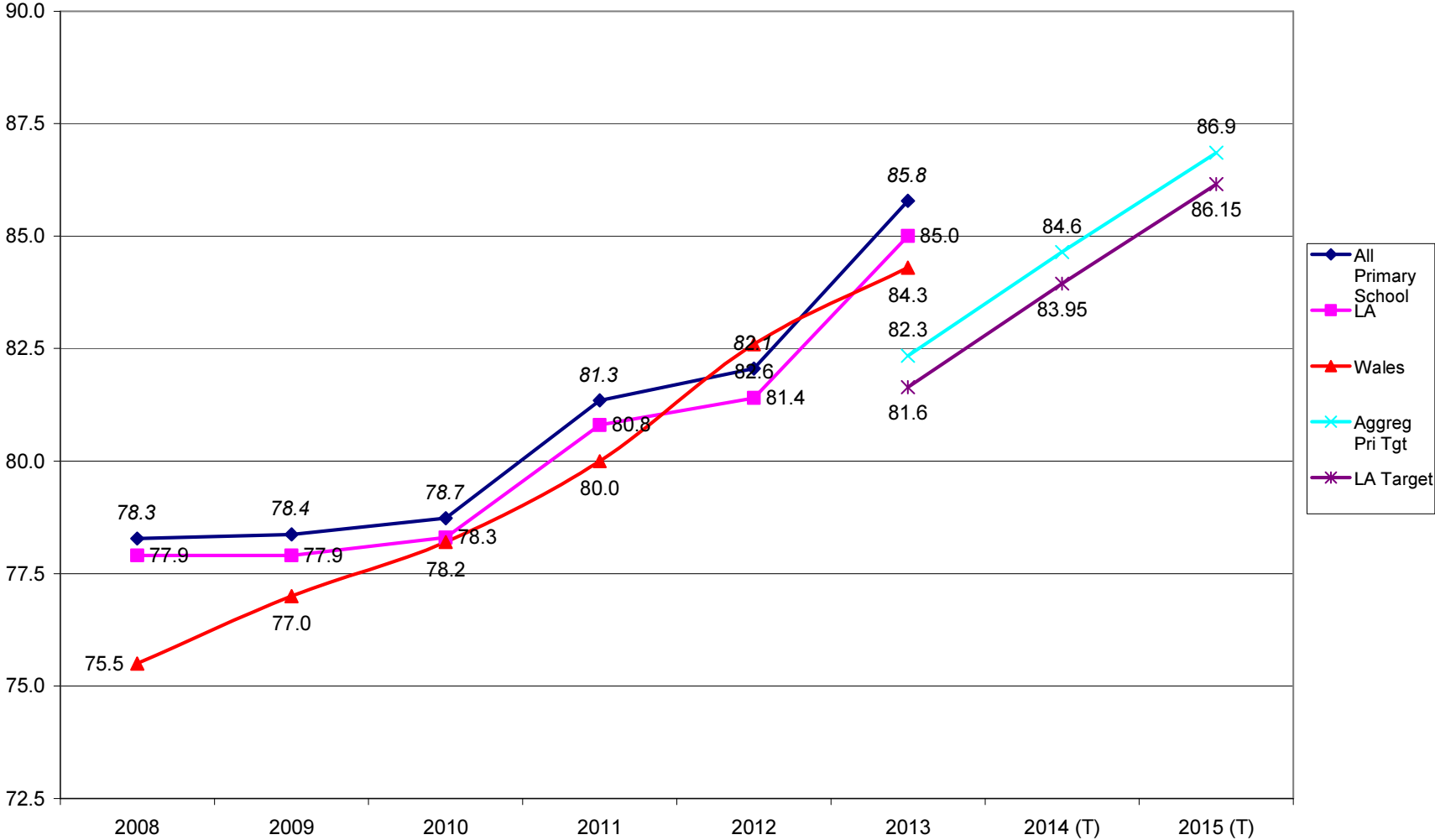
	LA	WALES	POSITION
Lang, Lit and Comm. Skills in English (LCE)	87.3% (82%)	85.3% (83.4%)	7 th (14 th)
Lang, Lit, Comm. Skills in Welsh 1 st (LCW)	84.4% (84.1%)	86.7% (85.9%)	17 th (15 th)
Mathematical Development (MD)	89.0% (85.9%)	87.4% (86.6%)	9 th (15 th)
Personal + social, well-being and cultural diversity(PSD)	94.3% (91.5%)	93.0% (90.8%)	8 th (11 th)
FP Outcome Indicator (FPI)	84.4% (79.7%)	83.0% (80.5%)	11 th (15 th)

Following disappointing results in 2012, Flintshire Foundation Phase outcomes generally increased by more than those across Wales in 2013. This followed revised advice to schools and the introduction of FP target setting for the first time. GwE Systems Leaders will now track future performance and ensure appropriate steps are taken to move the LA closer to its targeted position of 6th place next year.

Key Stage 2 Core Subject Indicator

KEY STAGE 2 - CSI ALL PUPILS

Page 25



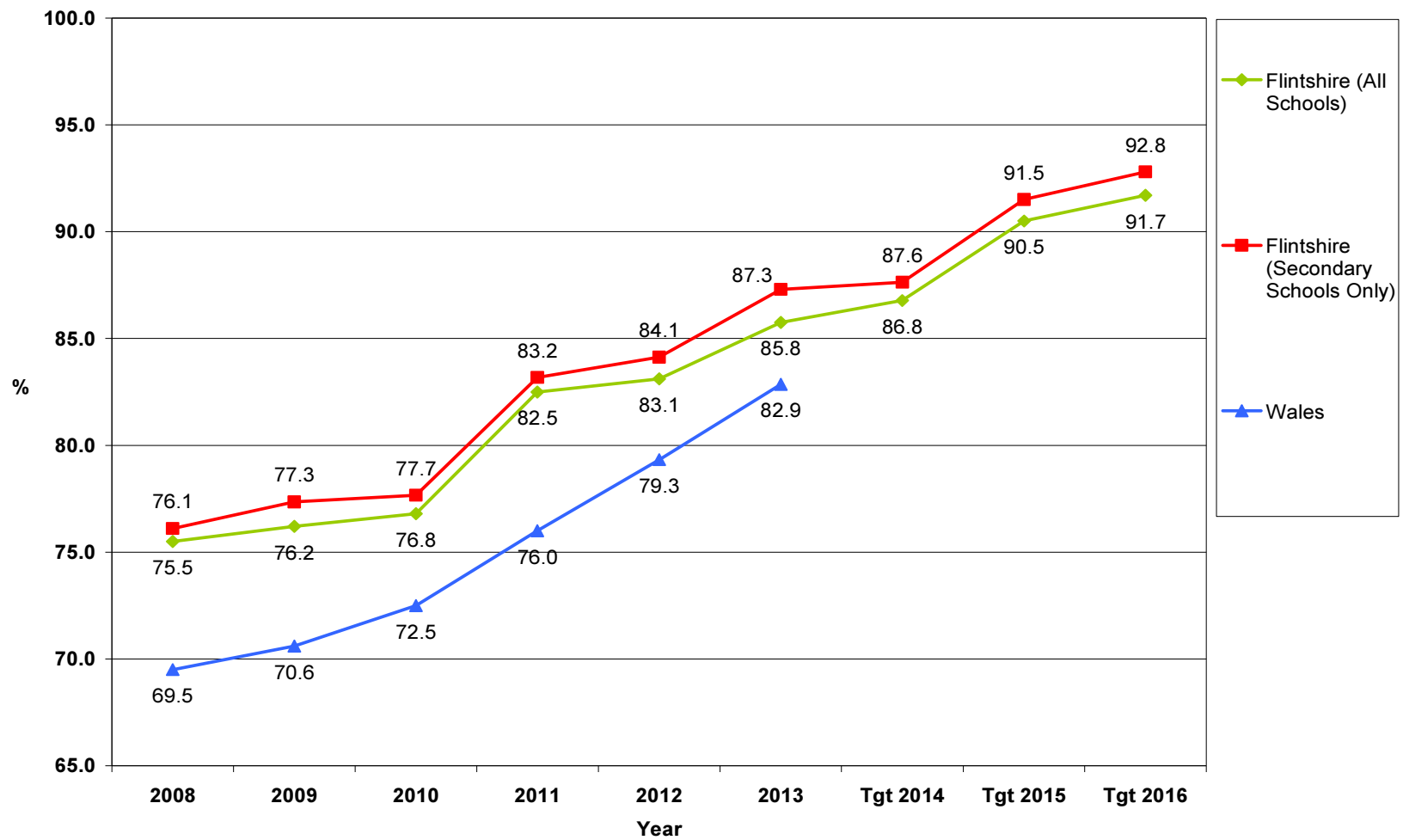


KS2 Core Subjects Wales Ranking 2013 (2012)

- » **English – 10th (17th)**
- » **Welsh (1st Lang) – 8th (20th)**
- » **Mathematics – 10th (16th)**
- » **Science – 14th (16th)**
- » **CSI – 12th (16th)**
- » **CSI Boys – 10th (18th)**
- » **CSI Girls – =15th (=16th)**

- The upward trend in the end of key stage performance in core subjects and the CSI continued in 2013. Whereas in 2012, the rate of improving outcomes in other LAs in Wales was faster than that in Flintshire this has been reversed in 2013 with Flintshire outcomes again above those of Wales in all Core areas and the CSI.
- In 2012-13, schools were rigorously challenged to set the most aspirational targets for learners, in order to continuously raise standards and increase the rate of improvement. In 2013-14, targets continue to be set with GwE Systems Leaders now responsible for undertaking this task with schools.

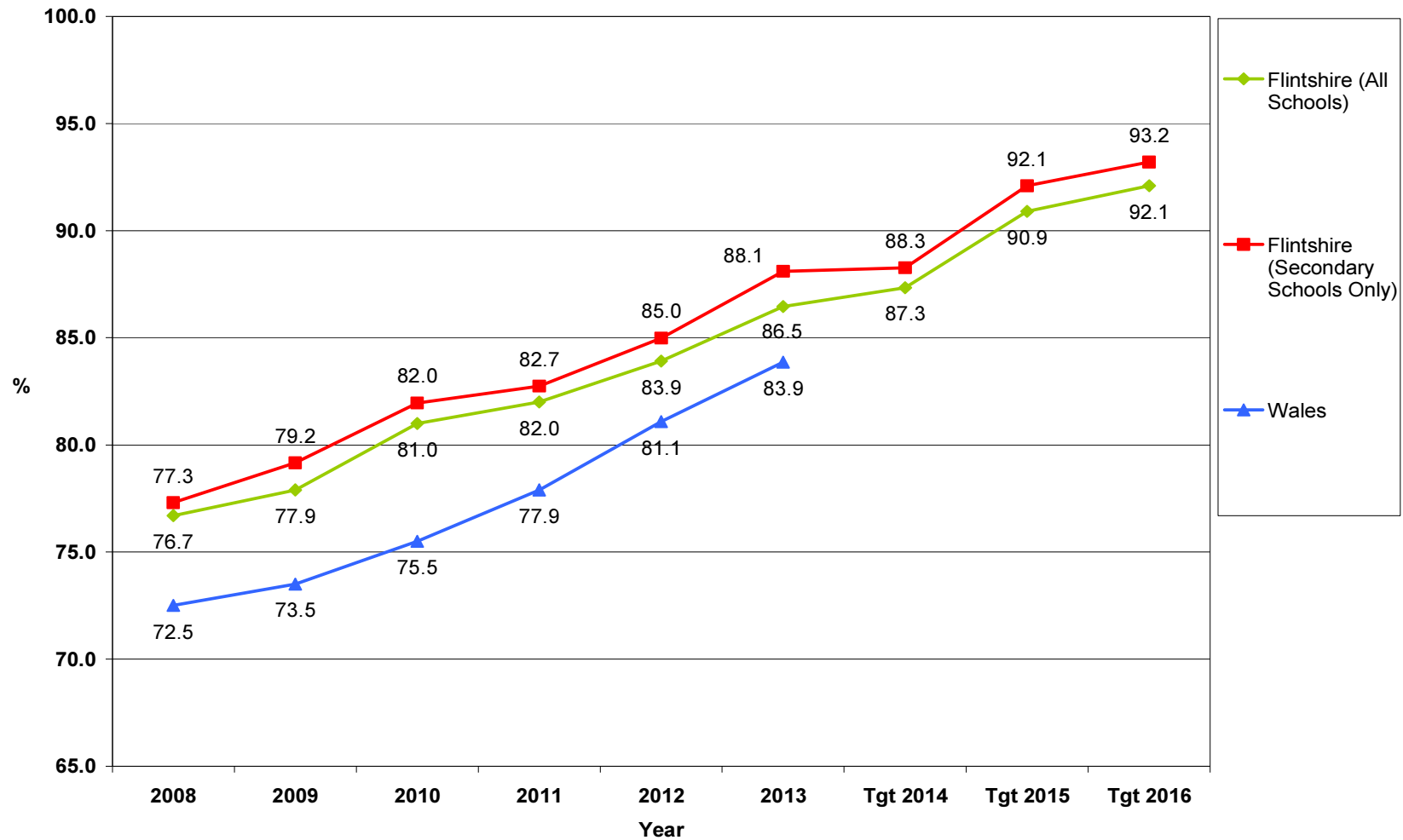
KS3 English





KS3 Mathematics

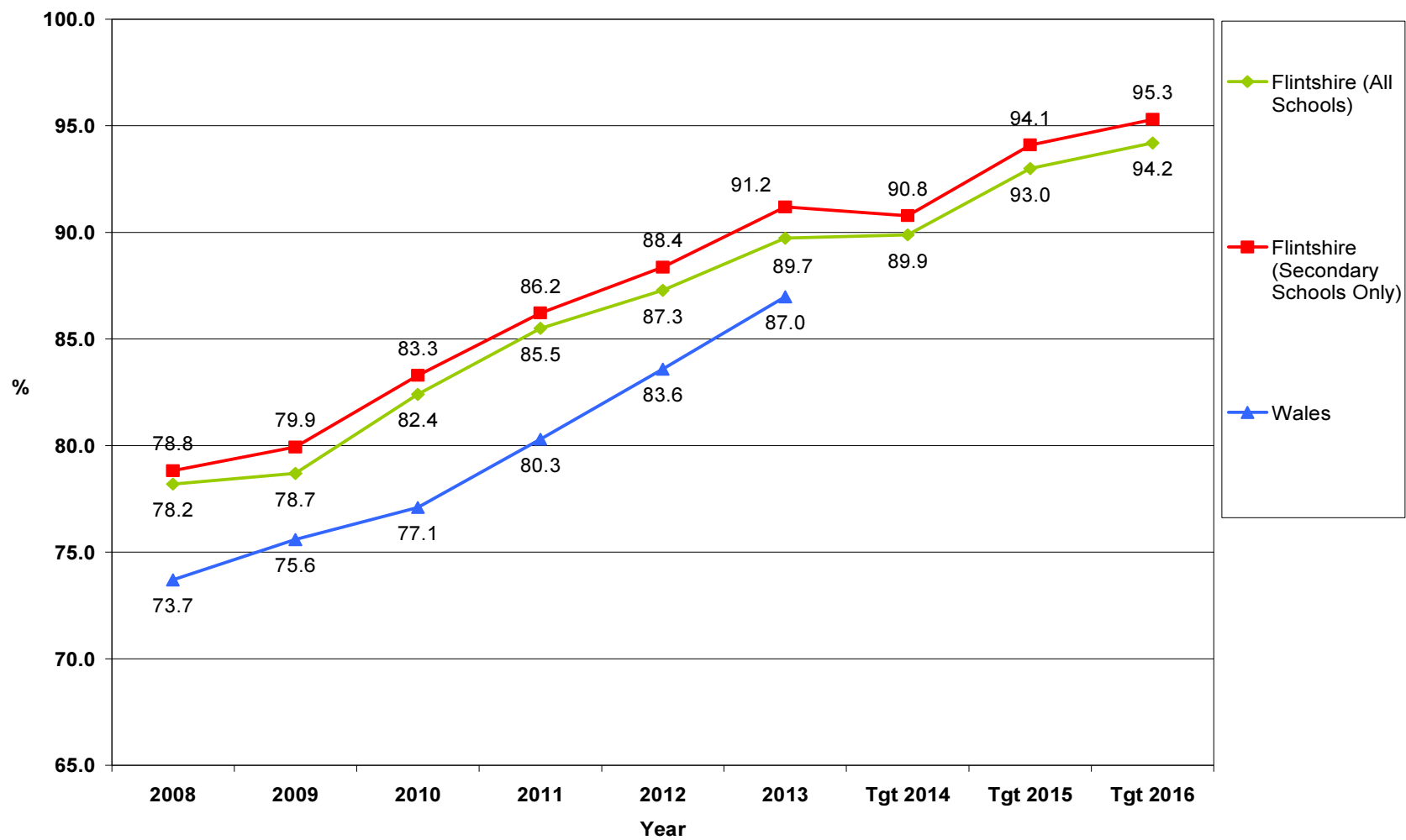
Page 28





KS3 Science

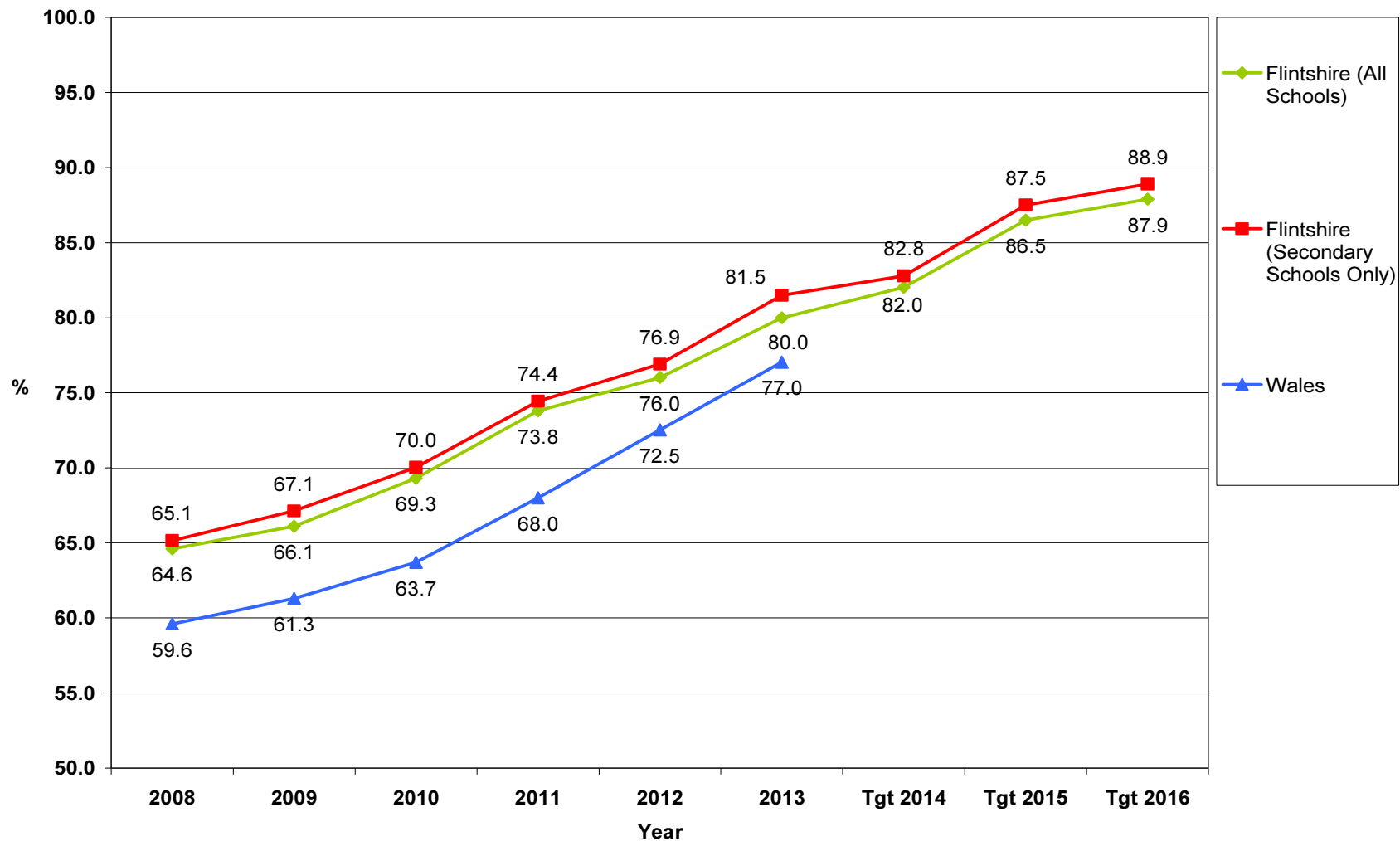
Page 29





KS3 Core Subject Indicator (CSI)

Page 30

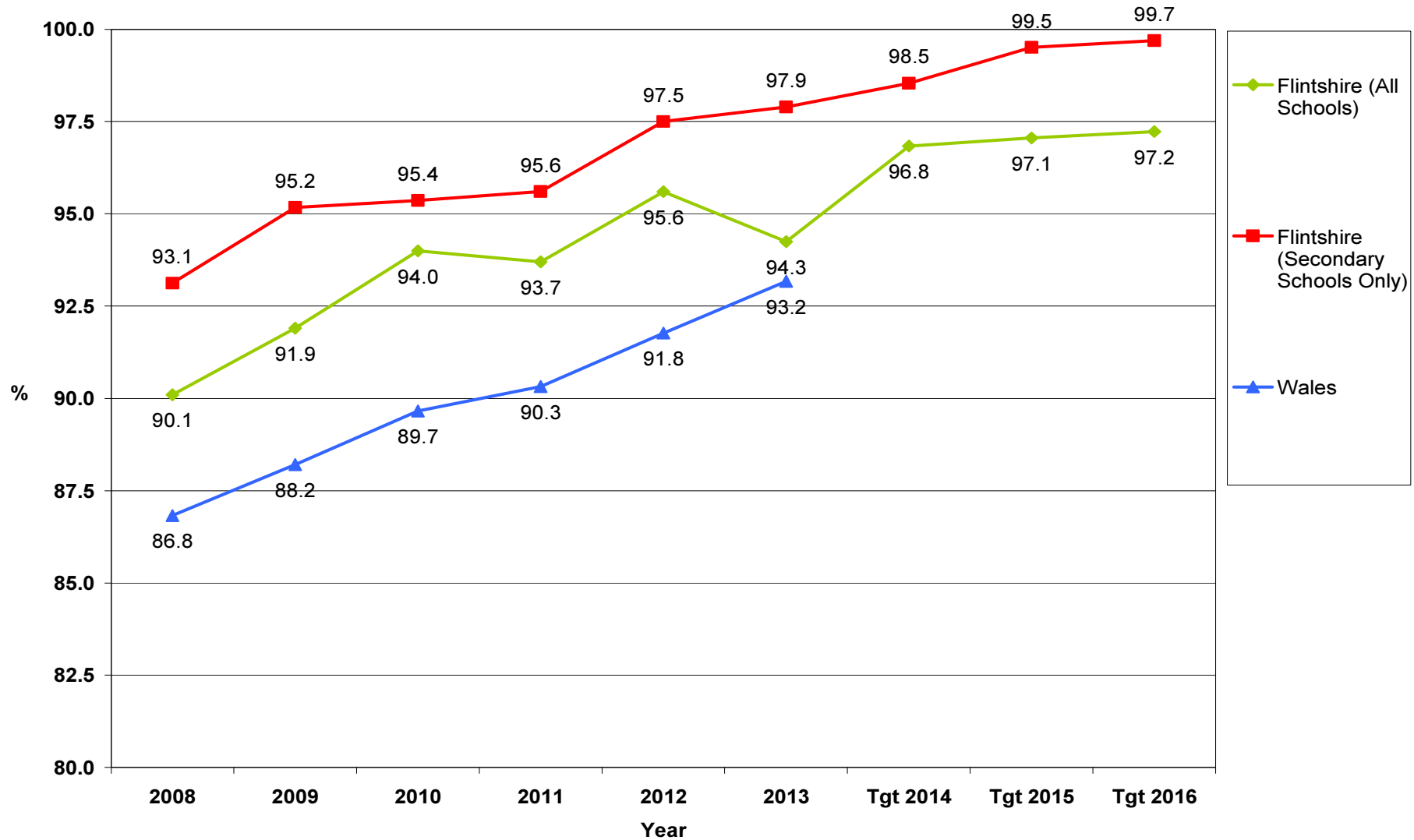




KS3 All Subjects Wales Ranking 2013 (2012)

- » **English – 7th (6th)**
- » **Welsh (1st Lang) – 18th (8th)**
- » **Mathematics – 7th (7th)**
- » **Science – 7th (3rd)**
- » **CSI – 8th (7th)**
- » **CSI Boys – 8th (4th)**
- » **CSI Girls – =6th (11th)**
- » **Art – =1st (1st)**
- » **Design Technology –5th (3rd)**
- » **Geography – 4th (3rd)**
- » **History – 7th (3rd)**
- » **IT – 6th (3rd)**
- » **MFL – 11th (4th)**
- » **Music – 6th (2nd)**
- » **PE – 9th (9th)**
- » **Welsh (2nd Lang) – 11th (4th)**
- » **Progress remains good at Key Stage 3. All targets aggregated across schools were met and outcomes increased in all but one of these subjects. Targets set by schools are for continued improvement in 2014 and 2015.**

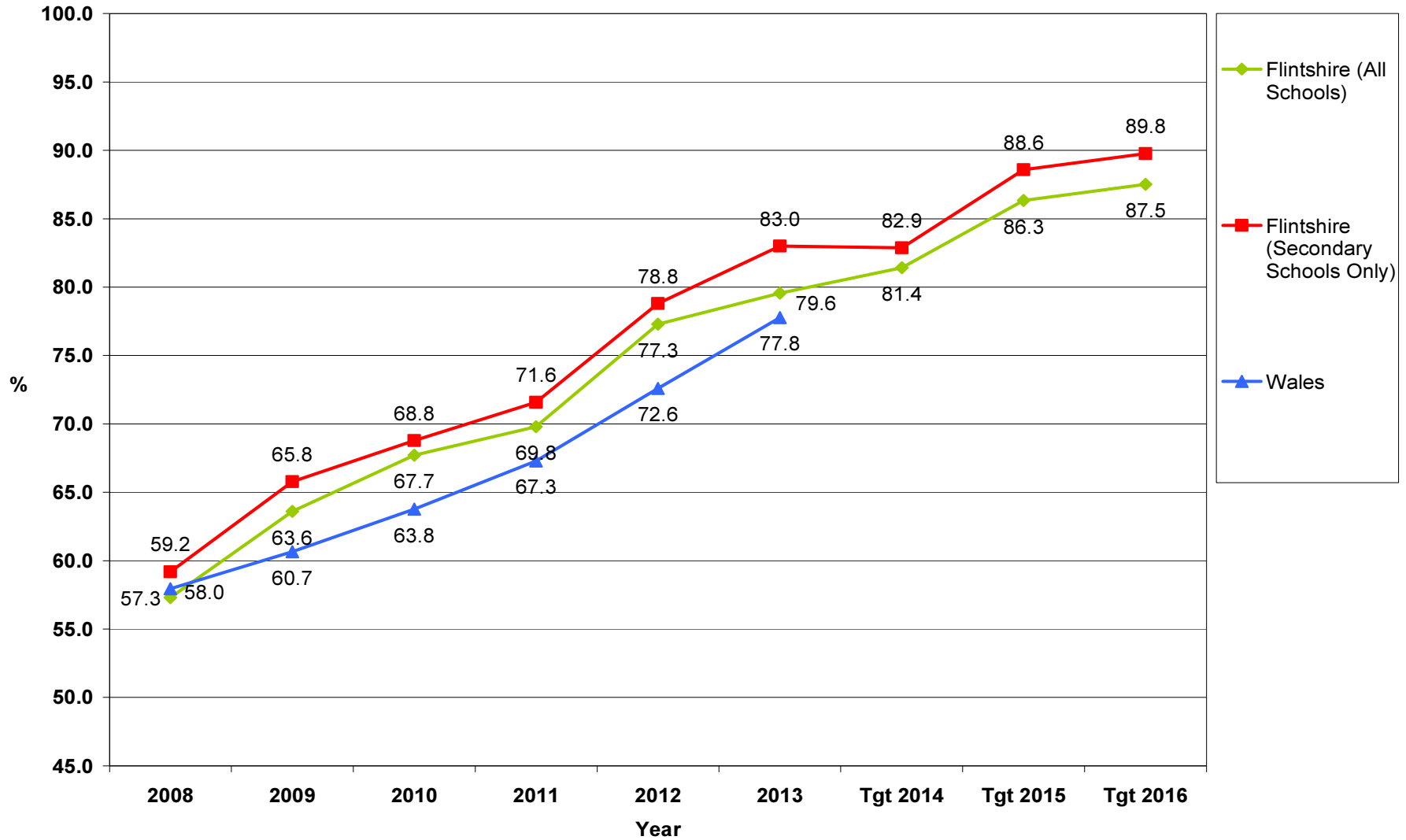
KS4 Level 1 Threshold



KS4 Level 2 Threshold



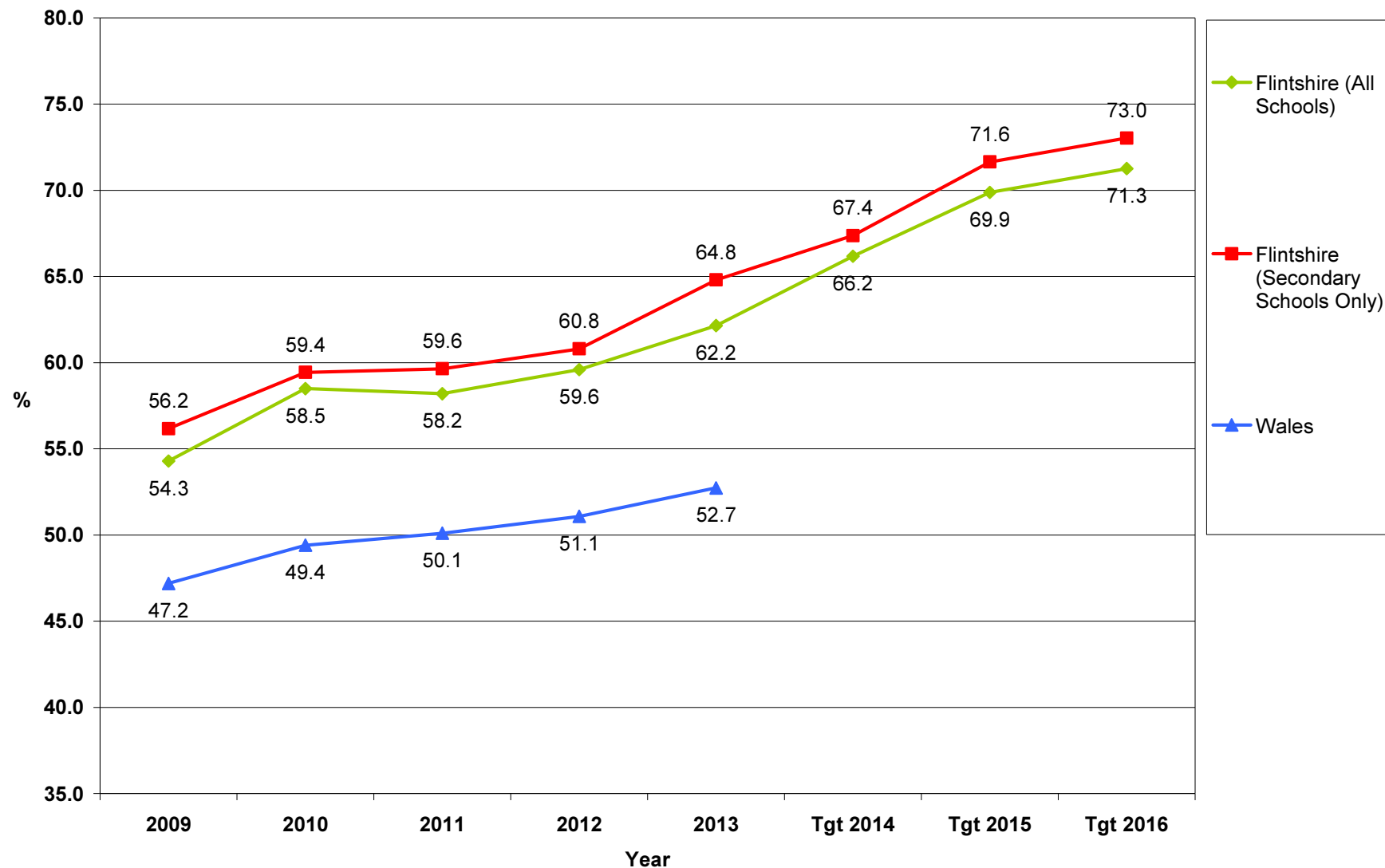
Page 33



KS4 Level 2 Threshold inc MEW



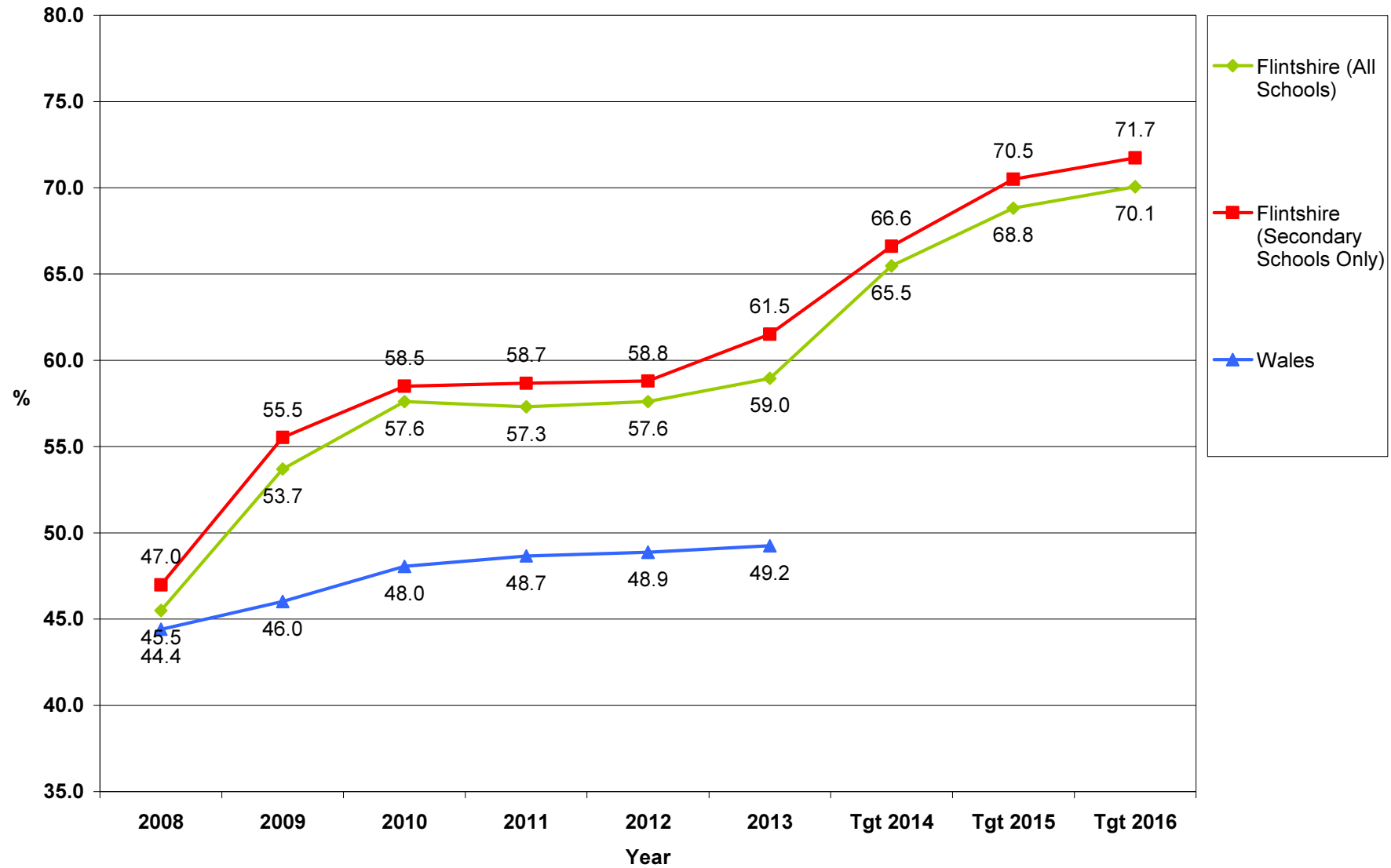
Page 34



KS4 CSI

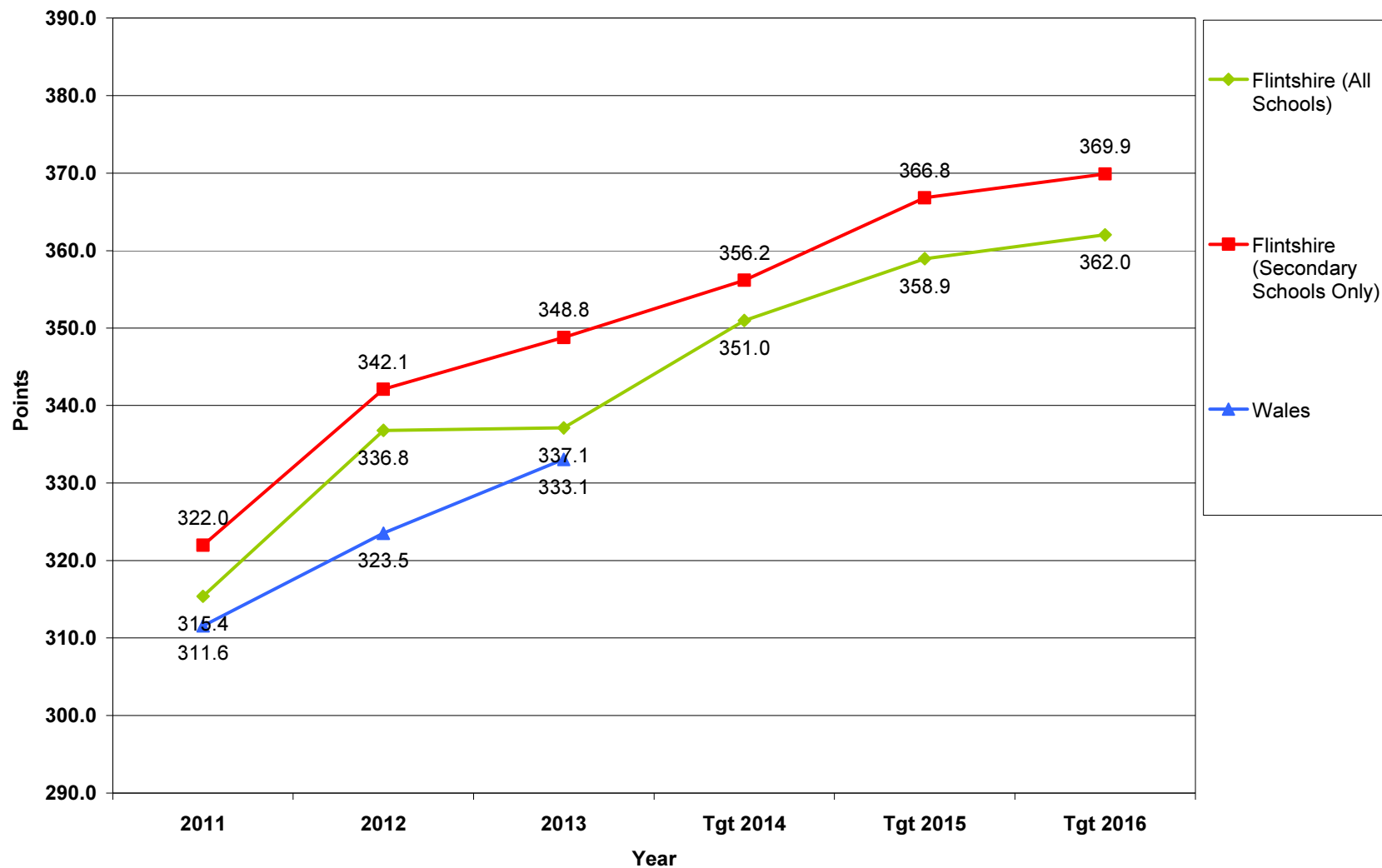


Page 35





KS4 Capped Points Score





KS4 All Subjects Wales Ranking 2013 (2012)

- » **Level 1 Threshold - 9th (1st)**
- » **Level 2 Threshold - 10th (7th)**
- » **Level 2 Threshold inc MEW - 1st (2nd)**
- » **Core Subject Indicator - 2nd (2nd)**
- » **Capped Points Score - 11th (6th)**
- » **Average Wider Points Score – 8th (4th)**
- » **Outcomes remain very good at Key Stage 4, particularly in the main quality indicator which measures the proportion of learners who achieve the Level 2 Threshold (5 or more GCSE passes at grades A* to C) including Mathematics and English/Welsh 1st Language. All but one indicator (Level 1 Threshold) demonstrated improved performance in 2013 compared to 2012.**



Primary School Attendance

Rank 2013	8th	
Wales 2013	93.7%	0.9%
Flintshire 2013	94.1%	0.5%
Rank 2012	=6 th	=5 th
Wales 2012	93.9%	0.8%
Flintshire 2012	94.6%	0.4%
Rank 2011	7 th	=8 th
Wales 2011	93.3%	0.9%
Flintshire 2011	93.9%	0.6%
	Attendance	Unauthorised Absence



Secondary School Attendance

Rank 2013	Wales 2013	Flintshire 2013	Rank 2012	Wales 2012	Flintshire 2012	Rank 2011	Wales 2011	Flintshire 2011
=4th	92.6%	93.3%	=2nd	92.1%	93.1%	=2nd	91.4%	92.4%
=1st	1.3%	0.4%	=2nd	1.4%	0.5%	=1st	1.5%	0.5%
								Attendance
								Unauthorised Absence

Banding 2013

Secondary School Banding Notification		Level 2 threshold including English/Welsh and mathematics				Capped point score				English/Welsh and mathematics			Attendance			The four group scores are totalled to give an overall score					BAND for 2013	BAND for 2012	Variance		
		2013 performance	2013 performance set against FSM	Relative progress over 3 years	Contextual value added	Group score	2013 performance	2013 performance set against FSM	Relative progress over 3 years	Contextual value added	Group score	English/Welsh 2013 performance set against FSM	Mathematics 2013 performance set against FSM	Group score	2013 performance set against FSM	Relative progress over 3 years	Group score	Level 2 threshold including English/Welsh and mathematics	Capped point score	English/Welsh and mathematics				Attendance (50% weighting)	Total overall score
4000	Hawarden High School	1	1	2	3	7	2	3	2	4	11	2	1	3	1	2	3	7	11	3	1.5	22.5	2	3	1
4006	Alun School	1	1	1	1	4	1	2	1	2	6	1	1	2	3	2	5	4	6	2	2.5	14.5	1	1	0
4011	Elfed High School	1	1	1	1	4	2	2	1	3	8	2	1	3	3	3	6	4	8	3	3	18.0	2	3	1
4012	Holywell High School	4	3	2	3	12	4	4	3	4	15	2	1	3	4	4	8	12	15	3	4	34.0	4	4	0
4013	St. David's High School	2	1	2	1	6	2	2	1	2	7	3	2	5	4	4	8	6	7	5	4	22.0	2	4	2
4017	Castell Alun High School	1	3	4	2	10	1	3	2	2	8	2	1	3	1	4	5	10	8	3	2.5	23.5	2	1	(1)
4018	Maes Garmon	1	2	2	2	7	1	2	3	2	8	1	3	4	2	3	5	7	8	4	2.5	21.5	2	3	1
4019	John Summers High School	4	2	3	2	11	4	3	4	3	14	2	1	3	1	4	5	11	14	3	2.5	30.5	3	2	(1)
4021	Flint High School	2	2	2	2	8	1	1	1	1	4	2	1	3	1	1	2	8	4	3	1	16.0	1	1	0
4022	Connah's Quay High School,	2	1	2	2	7	2	3	2	3	10	2	2	4	3	2	5	7	10	4	2.5	23.5	2	2	0
4042	Argoed School	1	3	3	1	8	3	4	4	3	14	4	4	8	2	2	4	8	14	8	2	32.0	4	2	(2)
4600	St Richard Gwyn RC High School	1	2	1	1	5	3	4	2	4	13	3	2	5	3	4	7	5	13	5	3.5	26.5	3	4	1

Flintshire County Council

Attendance and Exclusions in Flintshire Primary & Secondary Schools:2013

Background Summary

1.1 School attendance is a high priority both for the Welsh Government and local authorities in their aim to improve standards. Flintshire schools have in the main demonstrated a trend of improvement with figures for both the primary and secondary sector being above the national average for Wales. Unauthorised absence in secondary schools (0.4%) remains the lowest in Wales, whilst in primary schools (0.4%), this was the third lowest value in Wales with the lowest being 0.2% (2011/12).

1.2 **Table 1: Flintshire Schools in comparison with Welsh Averages**

	Attendance			Unauthorised absence		
	2010/11	2011/12	2012/13	2010/11	2011/12	2012/13
Flintshire Primary Schools	93.7	94.5	94.1	0.6	0.4	0.5
Wales Average	93.3	93.8	93.7	0.9	0.7	0.9
Best in Wales	94.5	94.9	94.4	0.2	0.2	0.2
Flintshire Secondary Schools	92.4	93.0	93.3	0.5	0.5	0.4
Wales Average	91.4	92.2	92.6	1.5	1.4	1.3
Best in Wales	92.5	93.7	93.6	0.5	0.5	0.4

Table 1 demonstrates the continuous trend of improvement in our secondary schools. Despite a dip of 0.4% in the primary sector, this remains an improvement on the 2010/11 and the previous year (2009/10 – 93.7%).

1.3 **Range of Attendance across Schools**

Table 2 below shows the spread of attendance figures across the primary and secondary sectors. This demonstrates that the greater majority of our schools have attendance figures around or in excess of the Welsh average. Those schools demonstrating lower percentages reflect the trend of poorer attendance in more deprived areas. The LA recognises the difficulties experienced by particular schools and additional resources have been allocated in some situations to help address the issues.

Table 2

Attendance 2012/13 %	<90	90.0-90.9	91.0-91.9	92.0-92.9	93.0-93.9	94.0-94.9	95.0-95.9	96.0-96.9	97.0-97.9	98.0-98.9	99.0-100
Primary schools	1	2	2	8	16	16	20	4	1	1	0
Secondary Schools	1	1	0	3	3	4	0	0	0	0	0

1.4 Target Setting

A collective target for attendance was set at 94.6 for primary schools and 93.3 for secondary school for 2012/13. Target setting for attendance has become an integral part of the GwE system leader visits to schools and forms part of the challenge to headteachers and governing bodies. Table 3 indicates the level to which targets set were achieved. The data provided in Table 4 highlights the degree to which the school's target was missed or exceeded. It can be seen that the majority of schools were within 1% of achieving their target where this had not been met. Targets are set 18 months in advance and are intended to be aspirational to continue the trend of improvement.

Table 3

	Target not met	Target Met	Target Exceeded
Primary Schools*	37	4	25
Secondary Schools	6	2	4

*data was not available for 5 schools

Table 4

	-4.0 to -3.1	-3.0 to -2.1	-2.0 to -1.1	-1.0 to -0.1	Met	+0.1 to +1	+1.1 to +2	+2.1 to +3
Primary	3	7	7	20	4	18	6	1
Secondary		2	0	4	2	2	1	1

1.5 Permanent Exclusions from School

The number of permanent exclusions from Flintshire schools has continued on a downward trend in both the primary and secondary sector. The Managed Moves Protocol is now used across all sectors and has helped to support this reduction.

Table 5 Number of Permanent Exclusions from Flintshire Schools

	2010-11	2011-12	2012-13
Primary	0	0	0
Secondary	4	1	0

1.6 Fixed Term Exclusions from School

LA officers continue to work along side schools to reduce the number of days lost through exclusions. Training has been provided for schools and Governors and a document outlining suitable exclusion tariffs for common incidents has been developed and shared with schools. The data indicates that there has been a year-on-year reduction in the number of days lost due to exclusions.

The unvalidated data for 2012-13 indicates a rise within the primary sector. This is the first year that schools have used SIMS to instantly record exclusions; previously reports were forwarded to the LA.

Table 6: Fixed-Term Exclusions

	Exclusion Type	Primary	Secondary	Special	PPRU	Total	Days lost	Average
2012-13*	5 Days or Less	168	533	7	90	798	1639	2.05
	6 Days or More	21	47	1	1	70	747	10.67
2011-12	5 Days or Less	99	531	4	101	735	1582	2.15
	6 Days or More	8	43	0	4	55	679	12.35
2010-11	5 Days or Less	106	514	13	85	718	1617	2.25
	6 Days or More	10	77	2	2	91	1192	13.10

*Unvalidated Data

The rates of fixed-term exclusions also demonstrate a reducing trend in the main and are below the Welsh average in 2011-12. (Data for 2012-13 is not currently available).

Table 7

	Exclusion Type	Flintshire Rate per 1000 pupils	Wales Rate per 1000 pupils
2011-12	5 Days or Less	52.1	66.6
	6 Days or More	4.2	5.3
2010-11	5 Days or Less	50.0	66.7
	6 Days or More	7.5	6.0
2009-10	5 Days or Less	58.1	66.4
	6 Days or More	8.0	6.3

This page is intentionally left blank

FLINTSHIRE COUNTY COUNCIL

REPORT TO: LIFELONG LEARNING OVERVIEW AND SCRUTINY COMMITTEE

DATE: 31st MARCH 2014

REPORT OF: DIRECTOR OF LIFELONG LEARNING

SUBJECT: INCIDENTS OF ARSON, VANDALISM, AND BURGLARIES TO FLINTSHIRE SCHOOLS

1.00 PURPOSE OF REPORT

1.01 To provide Members with an update on the implementation of the Recommendations submitted to, and approved by the Executive early in 2006, regarding the review of measures taken to reduce and/or prevent arson, vandalism and burglaries to Flintshire schools

2.00 BACKGROUND

2.01 The Lifelong Learning Overview and Scrutiny Committee received a report on 24th October 2006, and it was recommended that further progress reports be presented to the Committee on an annual basis.

2.02 This report sets out the progress which has been made since that meeting in implementing a number of measures in consultation with the School Security Group, and schools. The commentary below refers to specific recommendations where further developments have taken place.

3.00 CONSIDERATIONS

3.01 Caretaker Training

A half day training session was held on Friday 9th July 2013, in the Council Chamber at County Hall. Forty two Caretakers attended, and there were presentations on Counter Terrorism and the new Keyholding Service for County Buildings. The Chief Officer of Flintshire Neighbourhood Watch gave an overview of Community Watch Schemes, and colleagues from the Neighbourhood Wardens and North Wales Arson Reduction Team also made valuable contributions.

3.02 Caretakers also took part in a “workshop” discussing problems on school sites, and their solutions.

- 3.03 **Multi Agency Approach**
The School Security Group has continued to meet on a regular basis. A representative from Wrexham C.B.C. has been attending, and at the next meeting in April the intention is to put this joint working approach on a more formal basis.
- 3.04 **Flintshire Neighbourhood Watch**
This organisation plays a vital role in making our schools safer, through a number of initiatives:-
- 3.05 **“OWL” (Online Watch Link) – communication system**
Frequent, direct communications, from North Wales Police, Fire and Rescue, and other Agencies. Alerts of local crime involving schools, sharing new types of crime patterns, sending updates on incidents, such as metal theft.
- 3.06 The number of alerts sent out has risen from 30K in April 2013 to 80K in December 2013.
- 3.07 OWL/Watch continues to maintain the following values, as a community safety tool for all:-
- Public confidence in the Police has been significantly increased.
Fear of crime has been reduced.
Increased levels of awareness and vigilance have reduced the risk of burglary among Watch members.
- 3.08 **School/ Cocoon Watch**
This is where students, parents, teachers, staff and neighbours work with Community Safety Partners, to keep the school and the students safe. Its purpose is to reduce criminal damage to school property and buildings, reduce anti-social behaviour and bullying, increase the sense of ownership and promote good citizenship.
- 3.09 The OWLSchoolWatch database now has 134 School addresses, 180 School members, and 36 Caretakers registered. Flintshire tops the “league table” of the six North Wales Counties in these categories.
- 3.10 **Y-Factor Youth Programme**
The Programme, through its mobile unit, involves young people in voluntary work to help their community. During the year, a number of work placements have been provided to Flintshire schools, enabling students to spend a week learning, and engaging with, Community Safety Agencies. School visits have promoted the School Watch scheme, and encouraged young people to care for their school and the environment.

3.11 The “Teen Messaging” Scheme has been extended to Ysgol Cae’r Nant, where it will act as a conduit for parents. Flint, John Summers, and Hawarden High Schools have also expressed an interest in it.

3.12 **Funding**

The “ Target Hardening” Bid for Ysgol Merllyn Bagillt submitted to the Welsh Government in July 2012 was approved, and the funding contributed to a fencing scheme at the School. Unfortunately the Bids for Ewloe Green C.P. School (Perimeter fencing) and Ysgol Croes Atti Flint (CCTV System) were not successful.

3.13 Further funding was announced by the Welsh Government in December 2013, and two Bids were submitted later that month for Ysgol Bro Carmel (Fencing) and Ysgol y Waun Gwernaffield (CCTV System). However, neither was successful.

3.14 **Schools to Maintain Good Housekeeping**

This message is continually reinforced through Caretaker Training, and the surveys carried out by the County’s insurers Zurich Municipal. In the past year, through its Y-Factor Youth Programme, Flintshire Neighbourhood Watch have played an increasing role in this area.

3.15 **Arson Costs**

2006/07	2007/8	2008/9	2009/10	2010/2011	2011/2012	2012/2013
£89,257	£6,297	£4,785	NIL	NIL	£685	£3,410

There have been no deliberate fires at Flintshire Schools, in the current financial year.

3.16 **Vandalism Costs**

The figure for Primary Schools in 2012/13, at £6,186 represented an increase of £2,698, on the previous year but the Secondary figure, at £4022, was again the lowest ever recorded.

3.17 **Burglary Costs**

Burglary costs at schools amounted to just under £15K in 2012/2013, but no lead thefts have been reported for a number of months.

4.00 RECOMMENDATIONS

4.01 Members are asked to note the developments so far, in implementing the Recommendations agreed by the Executive, and that a further progress report is presented to this Committee in twelve months time.

5.00 FINANCIAL IMPLICATIONS

5.01 The local authority will continue to bid for available grants to assist schools in addressing the need for security measures around their sites.

6.00 ANTI POVERTY IMPACT

6.01 None as a direct from this report

7.00 ENVIRONMENTAL IMPACT

7.01 The effects of arson and vandalism have a detrimental effect on pupils, staff and the wider community. The aim is to minimise the opportunities for occurrence such as these.

8.00 EQUALITIES IMPACT

8.01 None as a direct result from this report.

9.00 PERSONNEL IMPLICATIONS

9.01 None as a direct result of this report.

10.00 CONSULTATION REQUIRED

10.01 None as a direct result of this report.

11.00 CONSULTATION UNDERTAKEN

11.01 The local authority consults and works closely with a number of key Community Safety Partners, through the School Security Group, which Members will be aware was formed early in 2007.

12.00 APPENDICES

12.01 None.

LOCAL GOVERNMENT (ACCESS TO INFORMATION ACT) 1985
BACKGROUND DOCUMENTS N/A

Contact Officer: Tom Davies
Telephone: 01352 704011
Email: tom.davies@flintshire.gov.uk

FLINTSHIRE COUNTY COUNCIL

REPORT TO: **LIFELONG LEARNING OVERVIEW & SCRUTINY COMMITTEE**

DATE: **MONDAY, 31 MARCH 2014**

REPORT BY: **MEMBER ENGAGEMENT MANAGER**

SUBJECT: **REQUEST FROM A MEMBER**

1.00 PURPOSE OF REPORT

To enable the committee to receive a request for consideration of an item which has been made by a Member of the committee.

2.00 BACKGROUND

2.01 Members will be aware that Mr David Hytch is a co-opted member of the Lifelong Learning Overview & Scrutiny Committee, elected by parent governors to represent them. As a member of the committee, he has a right to put an item on the agenda of a meeting for the committee to consider.

2.02 The Lifelong Learning Overview & Scrutiny Committee currently has five statutory co-optees as follows:

Reverend John Thelwell, representing the Church in Wales Diocese of St Asaph;

Mrs Rita Price, representing the Roman Catholic Diocese of Wrexham;

Mr David Hytch, elected by parent governors; currently a governor at Maes Garmon Welsh Medium High School;

Mrs Rebecca Stark, elected by parent governors;

Mrs Stephanie Williams, elected by parent governors.

2.03 The five statutory co-optees have the right to vote on all education issues considered by the committee (Paragraph 8 to schedule 1, Local Government Act 2000 and the Parent Governor Representatives and Church Representatives (Wales) Regulations 2001.

3.00 CONSIDERATIONS

3.01 As a governor from Maes Garmon, Mr Hytch is currently able to represent the interests of Welsh medium education on the committee. However, he has suggested that it would be appropriate for the committee to give formal consideration to the co-option of a

specific Welsh medium education representative in addition to the statutory co-optees.

3.02 Section 76 of the Local Government (Wales) Measure 2011 provides the mechanism for the co-option of persons that are not members of an authority onto its overview & scrutiny committees. The guidance also states (8.4) 'Co-option can serve to strengthen Members' community leadership role through the provision of alternative perspectives and the facilitation of stronger area-based networks and contacts' It is suggested in the Statutory Guidance made under Section 76 that committees should ensure that additional co-opted members are able to:

(i) represent the interests of the population that receives services provided by or commissioned by public service providers;

And/or,

(ii) contribute expert knowledge or skills that will lead to a rigorous and objective scrutiny of the issues under review;

And/or,

(iii) live or work in the county or county borough area.

3.03 Whilst section 76 provides for co-options in addition to those statutorily required, such additional co-optees are not entitled to vote. However, as the emphasis at overview & scrutiny committees is quality of member contributions, rather than on voting, this should not present a problem.

3.04 In July 2010 the Welsh Government published its Welsh Medium Education Strategy in fulfilment of the One Wales commitment. The Policy places an obligation on Local Authorities throughout Wales to produce and implement a Welsh in Education Strategic Plan, which encompasses a development strategy for both first (i.e. Welsh medium) and second language Welsh (i.e. in English medium schools). The Welsh Education Forum (WEF) was revived in order to plan strategically, monitor and evaluate the Welsh in Education Strategic Plan 2012 – 15 (WESP), which was approved by the Council (cf. ELL Scrutiny Committee meeting of 22/3/12) and accepted by the Welsh Government in 2012; a members' workshop was held as part of the process. The Forum, chaired by the Director or the Cabinet Member, meets regularly to refine and update the Plan in the light of the Welsh Government's response; an updated Plan for 2014 – 17 has just been submitted. As part of Flintshire's commitment to extending access to Welsh medium education throughout the County, a Welsh medium satellite school will open in the erstwhile Shotton Infants School building in September 2014.

- 3.05** At its meeting of 20th November 2013, the WEF requested that consideration be given to representation from the Welsh medium sector being admitted to the Lifelong Learning Overview & Scrutiny Committee.
- 3.06** In considering the request, the committee may wish to bear in mind that by acceding this request, a precedent may be created. This could result in other parties making a request that they be considered for co-option to the committee. Such requests could be dealt with on a case by case basis, bearing in mind the degree to which the organisations seeking co-option are able to demonstrate the benefits to the committee of their having such a role.
- 3.07** If the committee decides that there should be a co-opted member representing Welsh medium education, then the Welsh Education Forum could be invited to nominate one of its members to become a co-opted member of the Lifelong Learning Overview & Scrutiny Committee.
- 3.08** If such an invitation is to be made, It is suggested that the term of office of such a co-opted member be for a period of three years (as it currently is for the statutory co-optees) This would effectively mean that the co-optee would remain a member of the committee for the rest of the life of this council, unless he or she resigns their membership. The option would also be open to the Welsh Education Forum to change its representative, if it was felt that such a change would be to the benefit of the Forum and the committee.
- 3.09** If the committee determines that the Welsh Education Forum should be invited to nominate a representative, it should be borne in mind that that a Council employee could not become a co-opted member as this is precluded under Section 80 (1) (a) of the Local Government Act 1972.
- 3.10** Appropriate induction training would be given to a new co-optee to ensure that that are familiar with how the committee in particular and overview & scrutiny in general is conducted in Flintshire.

4.00 RECOMMENDATIONS

- 4.01** That the committee determines whether to invite the Welsh Education Forum to nominate a representative of that body for co-option to the Lifelong Learning Overview & Scrutiny Committee.

5.00 FINANCIAL IMPLICATIONS

- 5.01** Co-optees to the committee are eligible to claim the co-optee's allowance of £99 per half day meeting and mileage allowance of 45pence per mile.

6.00 ANTI POVERTY IMPACT

6.01 Not applicable.

7.00 ENVIRONMENTAL IMPACT

7.01 Not applicable.

8.00 EQUALITIES IMPACT

8.01 There is a clear expectation that the local authority will promote the principles underpinning the Welsh in Education Strategic Plan.

9.00 PERSONNEL IMPLICATIONS

9.01 None

10.00 CONSULTATION REQUIRED

10.01 Cabinet Member for Education, Director of Lifelong Learning and the Chairman and members of the Lifelong Learning Overview & Scrutiny Committee.

11.00 CONSULTATION UNDERTAKEN

11.01 The Cabinet Member for Education has responded that this issue is for the Lifelong Learning Committee to determine.

12.00 APPENDICES

12.01 None.

**LOCAL GOVERNMENT (ACCESS TO INFORMATION ACT) 1985
BACKGROUND DOCUMENTS**

E mail from Mr Hytch to Member Engagement Manager dated 24/11/13.

Minutes of the Welsh education Forum dated 20th November 2013.

Contact Officer: Robert Robins
Telephone: 01352 702320
Email: robert.robins@flintshire.gov.uk

FLINTSHIRE COUNTY COUNCIL

REPORT TO: **LIFELONG LEARNING OVERVIEW & SCRUTINY COMMITTEE**

DATE: **MONDAY 31ST MARCH, 2014**

REPORT BY: **HOUSING AND LEARNING OVERVIEW & SCRUTINY FACILITATOR**

SUBJECT: **FORWARD WORK PROGRAMME**

1.00 PURPOSE OF REPORT

1.01 To consider the Forward Work Programme of the Lifelong Learning Overview & Scrutiny Committee.

2.00 BACKGROUND

2.01 Items feed into a Committee's Forward Work Programme from a number of sources. Members can suggest topics for review by Overview & Scrutiny Committees, members of the public can suggest topics, items can be referred by the Cabinet for consultation purposes, or by County Council or Directors. Other possible items are identified from the Cabinet Work Programme and the Strategic Assessment of Risks & Challenges.

2.02 In identifying topics for future consideration, it is useful for a 'test of significance' to be applied. This can be achieved by asking a range of questions as follows:

1. Will the review contribute to the Council's priorities and/or objectives?
2. Are there issues of weak or poor performance?
3. How, where and why were the issues identified?
4. Do local communities think the issues are important and is there any evidence of this? Is there evidence of public dissatisfaction?
5. Is there new Government guidance or legislation?
6. Have inspections been carried out?
7. Is this area already the subject of an ongoing review?

3.00 CONSIDERATIONS

3.01 Overview & Scrutiny presents a unique opportunity for Members to determine the Forward Work Programme of the Committees of which they are Members. By reviewing and prioritising the Forward Work Programme Members are able to ensure it is Member-led and includes the right issues. A copy of the Forward Work Programme is attached at Appendix 1 for Members' consideration which has been updated following the last meeting.

4.00 RECOMMENDATIONS

4.01 That the Committee considers the draft Forward Work Programme attached as Appendix 1 and approve/amend as necessary.

5.00 FINANCIAL IMPLICATIONS

5.01 None as a result of this report.

6.00 ANTI POVERTY IMPACT

6.01 None as a result of this report.

7.00 ENVIRONMENTAL IMPACT

7.01 None as a result of this report.

8.00 EQUALITIES IMPACT

8.01 None as a result of this report.

9.00 PERSONNEL IMPLICATIONS

9.01 None as a result of this report.

10.00 CONSULTATION REQUIRED

10.01 N/A.

11.00 CONSULTATION UNDERTAKEN

11.01 Publication of this report constitutes consultation.

12.00 APPENDICES

12.01 Appendix 1 – Forward Work Programme

**LOCAL GOVERNMENT (ACCESS TO INFORMATION ACT) 1985
BACKGROUND DOCUMENTS**

None.

Contact Officer: Ceri Owen
Telephone: 01352 702305
Email: ceri.owen@flintshire.gov.uk

CURRENT FWP

Date of meeting	Subject	Purpose of Report	Scrutiny Focus	Responsible / Contact Officer	Submission Deadline
10 April 2014	Quarterly Performance Reporting	To consider Q3 performance outturns for improvement targets	Performance Monitoring	Director of LLL	2 April 2014
	Regional School Effectiveness and Improvement Service (GwE)	To provide Members with details of the performance of GwE in its first year	Performance Monitoring	Director of LLL	
	Facilities Review	To provide Members with a quarterly update on the implementation of various service improvement initiatives.	Service Delivery	Director of LLL	
15 May 2014 Meeting to be held at Elfed High School	Lifelong Learning Directorate Plan 2014/15	To provide Members with an overview of the Directorate Plan 2014/15 as part of the Council's Governance Framework	Service Planning	Director of LLL	7 May 2014
	Development and Resource Service Plan	To consider the Development and Resource Service Plan	Service Planning	Director of LLL	
	School Improvement Strategy	To consider the School Improvement Strategy	Service Planning	Director of LLL	

	Culture & Leisure Plan	To consider the Culture & Leisure Plan	Service Planning	Director of LLL	
	Apprenticeships, Training & Development Opportunities	To update Members on progress in relation to creation of Apprenticeship and Training Opportunities	Performance Monitoring	Director of LLL	
19 June 2014	Quarterly Performance Reporting	To consider Q4/Year End performance outturns for improvement targets	Performance Monitoring	Director of LLL	11 June 2014
24 July 2014					

Items to be scheduled

- Update report on the timescales of the bespoke websites for all Leisure Facilities
- Update on the growth of sports development activities for 0 – 7 year olds – October 2014 (to allow for the scheme to be running for a school year)
- Update report on the Flintshire Music Service Review (to include information on the number of pupils who had requested tuition but had given up after a short period of time) – September, 2014
- Inclusion Service Review – To demonstrate to the Committee on how the Inclusion Service Review was being implemented in practice
- Post 16 Courses – To provide the Committee with information on how the Authority works with schools to commission Post 16 courses.

Joint meeting with Social & Health Care Overview & Scrutiny Committee

- Corporate Parenting
- Children & Young People Plan
- Educational Attainment of Looked After Children
- Safeguarding
- Services for the blind / partially sighted in Flintshire

REGULAR ITEMS

Month	Item	Purpose of Report	Responsible / Contact Officer
February	Pupil Attainment	To provide Members with a summary of pupil attainment across primary and secondary school	Director of Lifelong Learning
February / March	Incidents of arson, vandalism and burglaries in Flintshire schools	Annual update report to review progress	Director of Lifelong Learning
March	Children & Young People Plan	Monitoring Report	Director of Lifelong Learning
March	Educational Attainment of Looked After Children	To receive the annual educational attainment report (joint meeting with Social & Health Care)	Director of Lifelong Learning
November 2010 onwards	School Balances	To provide the Committee with details of the closing balances held by Flintshire schools at the end of the financial year	Director of Lifelong Learning
November	School Exclusions	Annual monitoring report to ensure effective mechanisms remain in place for exclusions, together with appropriate levels of intervention and support	Director of Lifelong Learning
December	Health & Safety in Schools	To receive a summary report on accidents and incidents in schools during the academic year and the actions taken to support schools in achieving healthy and safe environments.	Director of Lifelong Learning
Quarterly	Performance Monitoring	To enable Members to fulfil their scrutiny role in relation to performance monitoring	Director of Lifelong Learning
	School Meal Service	To receive an update on the key project milestones of changes to the School Meal Service	Director of Lifelong Learning